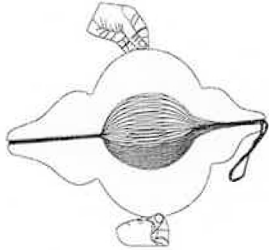
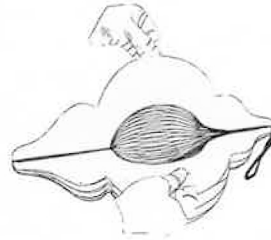


# ASSEMBLING INSTRUCTIONS

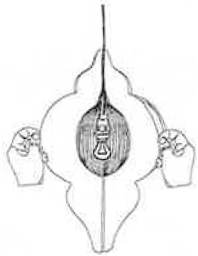
Lightset for indoor, light bulbs not included. Remove all packaging before use. Read the instructions thoroughly, they can be found inside the packaging.



1. To open the lamp, hold the plastic parts placed at the edges of lamp using both your hands.



2. Open the lamp 2/3.



3. Place the electric cord with bulb in the middle of lamp.



4. Close the lamp completely. Please ensure that all magnets are sticking.



5. The hanging lamp is ready to decorate your home/office.